



M P GUPTA & ASSOCIATES

CHARTERED ACCOUNTANTS

B-3/59, 3RD FLOOR, SECTOR 6, ROHINI, NEW DELHI – 110085
Mobile No : 9717276191 Email –ID : mpg_ca2006@yahoo.co.in

INDEPENDENT AUDITOR'S REPORT

To the Members of

Mansi Bijlee & Rice Mills Limited
Gurugram

Report on the Audit of the Standalone Financial Statements

Opinion

We have audited the accompanying standalone Ind AS Financial Statements of Mansi Bijlee & Rice Mills Limited ("the Company"), which comprise the Balance Sheet as at 31 March 2021, the Statement of Profit and Loss (including other comprehensive income), the Cash Flow Statement and the Statement of Changes in Equity for the year then ended, and a summary of the significant accounting policies and other explanatory information.

In our opinion and to the best of our information and according to the explanations given to us, the aforesaid Ind AS financial statements give the information required by the Act in the manner so required and give a true and fair view in conformity with the accounting principles generally accepted in India including the Ind AS, of the financial position of the Company as at 31 March 2021, and its financial performance (including other comprehensive income) and its cash flows and the changes in equity for the year ended on that date.

Basis for Opinion

We conducted our audit in accordance with the Standards on Auditing (SAs) specified under section 143(10) of the Companies Act, 2013. Our responsibilities under those Standards are further described in the Auditor's Responsibilities for the Audit of the Financial Statements section of our report. We are independent of the Company in accordance with the Code of Ethics issued by the Institute of Chartered Accountants of India together with the ethical requirements that are relevant to our audit of the financial statements under the provisions of the Companies Act, 2013 and the Rules made thereunder, and we have fulfilled our other ethical responsibilities in accordance with these requirements and the ICAI's Code of Ethics. We believe that the audit evidence we have obtained is sufficient and appropriate to provide a basis for our opinion on the standalone financial statements.

Key Audit Matters

Key audit matters are those matters that, in our professional judgment, were of most significance in our audit of the financial statements of the current period. These matters were addressed in the context of our audit of the financial statements as a whole, and in forming our opinion thereon, and we do not provide a separate opinion on these matters.

Management's Responsibility for the Financial Statements

The Company's Board of Directors is responsible for the matters stated in Section 134(5) of the Companies Act, 2013 ("the Act") with respect to the preparation of these Ind AS financial statements that give a true and fair view of the financial position, financial performance including other comprehensive income, cash flows and changes in equity of the company in accordance with the accounting principles generally accepted in India, including the Indian Accounting Standards (Ind AS) specified under Section 133 of the Act, read with relevant rules issued thereunder. This responsibility also includes maintenance of adequate accounting records in accordance with the provisions of the Act;





M P GUPTA & ASSOCIATES

CHARTERED ACCOUNTANTS

B-3/59, 3RD FLOOR, SECTOR 6, ROHINI, NEW DELHI – 110085
Mobile No : 9717276191 Email –ID : mpg_ca2006@yahoo.co.in

safeguarding the assets of the Company; preventing and detecting frauds and other irregularities; selection and application of appropriate accounting policies; making judgments and estimates that are reasonable and prudent; and design, implementation and maintenance of adequate internal financial controls, that were operating effectively for ensuring the accuracy and completeness of the accounting records, relevant to the preparation and presentation of the Ind AS financial statements that give a true and fair view and are free from material misstatement, whether due to fraud or error.

In preparing the financial statements, management is responsible for assessing the Company's ability to continue as a going concern, disclosing, as applicable, matters related to going concern and using the going concern basis of accounting unless management either intends to liquidate the Company or to cease operations, or has no realistic alternative but to do so.

The Board of Directors are responsible for overseeing the Company's financial reporting process.

Auditor's Responsibilities for the Audit of the Financial Statements

Our objectives are to obtain reasonable assurance about whether the financial statements as a whole are free from material misstatement, whether due to fraud or error, and to issue an auditor's report that includes our opinion. Reasonable assurance is a high level of assurance, but is not a guarantee that an audit conducted in accordance with SAs will always detect a material misstatement when it exists. Misstatements can arise from fraud or error and are considered material if, individually or in the aggregate, they could reasonably be expected to influence the economic decisions of users taken on the basis of these financial statements.

As part of an audit in accordance with SAs, we exercise professional judgment and maintain professional scepticism throughout the audit. We also:

- Identify and assess the risks of material misstatement of the financial statements, whether due to fraud or error, design and perform audit procedures responsive to those risks, and obtain audit evidence that is sufficient and appropriate to provide a basis for our opinion. The risk of not detecting a material misstatement resulting from fraud is higher than for one resulting from error, as fraud may involve collusion, forgery, intentional omissions, misrepresentations, or the override of internal control.
- Obtain an understanding of internal financial control relevant to the audit in order to design audit procedures that are appropriate in the circumstances. Under section 143(3)(i) of the Companies Act, 2013, we are also responsible for expressing our opinion on whether the company has adequate internal financial controls system in place and the operating effectiveness of such controls.
- Evaluate the appropriateness of accounting policies used and the reasonableness of accounting estimates and related disclosures made by management.
- Conclude on the appropriateness of management's use of the going concern basis of accounting and, based on the audit evidence obtained, whether a material uncertainty exists related to events or conditions that may cast significant doubt on the Company's ability to continue as a going concern. If we conclude that a material uncertainty exists, we are required to draw attention in our auditor's report to the related disclosures in the financial statements or, if such disclosures are inadequate, to modify our opinion. Our conclusions are based on the audit evidence obtained up to the date of our auditor's report. However, future events or conditions may cause the Company to cease to continue as a going concern.





M P GUPTA & ASSOCIATES

CHARTERED ACCOUNTANTS

B-3/59, 3RD FLOOR, SECTOR 6, ROHINI, NEW DELHI - 110085
Mobile No : 9717276191 Email -ID : mpg_ca2006@yahoo.co.in

• Evaluate the overall presentation, structure and content of the financial statements, including the disclosures, and whether the financial statements represent the underlying transactions and events in a manner that achieves fair presentation.

Materiality is the magnitude of misstatements in the standalone financial statements that, individually or in aggregate, makes it probable that the economic decisions of a reasonably knowledgeable user of the financial statements may be influenced. We consider quantitative materiality and qualitative factors in (i) planning the scope of our audit work and in evaluating the results of our work; and (ii) to evaluate the effect of any identified misstatements in the financial statements

We communicate with those charged with governance regarding, among other matters, the planned scope and timing of the audit and significant audit findings, including any significant deficiencies in internal control that we identify during our audit.

We also provide those charged with governance with a statement that we have complied with relevant ethical requirements regarding independence, and to communicate with them all relationships and other matters that may reasonably be thought to bear on our independence, and where applicable, related safeguards.

From the matters communicated with those charged with governance, we determine those matters that were of most significance in the audit of the financial statements of the current period and are therefore the key audit matters. We describe these matters in our auditor's report unless law or regulation precludes public disclosure about the matter or when, in extremely rare circumstances, we determine that a matter should not be communicated in our report because the adverse consequences of doing so would reasonably be expected to outweigh the public interest benefits of such communication.

Report on Other Legal and Regulatory Requirements

1. As required by the Companies (Auditor's Report) Order, 2016 ("the Order") issued by the Central Government of India in terms of sub-section (11) Section 143 of the Act, we give in the Annexure I, a statement on the matters specified in paragraphs 3 and 4 of the Order.
2. As required by Section 143(3) of the Act, we report that:
 - a. we have sought and obtained all the information and explanations which to the best of our knowledge and belief were necessary for the purpose of our audit;
 - b. In our opinion, proper books of account as required by law have been kept by the Company so far as it appears from our examination of those books;
 - c. The balance sheet, the statement of profit and loss including other comprehensive income, the statement of cash flows and the statement of changes in equity dealt with by this report are in agreement with the books of account;
 - d. In our opinion, the aforesaid Ind AS financial statements comply with the Accounting Standards specified under Section 133 of the Act, read with relevant rules issued thereunder;
 - e. On the basis of the written representations received from the directors as on 31 March 2021 and taken on record by the Board of Directors, none of the directors is disqualified as on 31 March 2021 from being appointed as a director in terms of Section 164(2) of the Act;





M P GUPTA & ASSOCIATES

CHARTERED ACCOUNTANTS

B-3/59, 3RD FLOOR, SECTOR 6, ROHINI, NEW DELHI – 110085
Mobile No : 9717276191 Email –ID : mpg_ca2006@yahoo.co.in

- f. With respect to the adequacy of the internal financial controls over financial reporting of the Company and the operating effectiveness of such controls, refer to our separate report in “Annexure II”; and
- g. with respect to the other matters to be included in the Auditor’s Report in accordance with Rule 11 of the Companies (Audit and Auditors) Rules, 2014, in our opinion and to the best of our information and according to the explanations given to us:
 - i. The Company does not have any pending litigations which would impact its financial position in its Ind AS financial statements;
 - ii. The Company has made provision, as required under the applicable law or accounting standards, for material foreseeable losses, if any, on long-term contracts including derivative contracts.
 - iii. There were no amounts which were required to be transferred to the Investor Education and Protection Fund by the Company.

For M P Gupta & Associates
Chartered Accountants
Regn. No. 027523N



Date : 18.06.2021
Place: Gurugram
UDIN : 21509623AAAAEX3660



M P GUPTA & ASSOCIATES

CHARTERED ACCOUNTANTS

B-3/59, 3RD FLOOR, SECTOR 6, ROHINI, NEW DELHI – 110085
Mobile No : 9717276191 Email –ID : mpg_ca2006@yahoo.co.in

Re: [Mansi Bijlee & Rice Mills Limited] ('the Company')

Annexure-I

The Annexure referred to in our Independent Auditors' Report of even date to the members of the company

Based on the audit procedures performed for the purpose of reporting a true and fair view on the Ind AS financial statements of the Company and taking into consideration the information and explanations given to us and the books of account and other records examined by us in the normal course of audit, we report that:

- (i) (a) The Company has maintained proper records showing full particulars, including quantitative details and situation of fixed assets.
(b) The fixed assets have been physically verified by the management during the year and no material discrepancies were noticed on such verification. In our opinion, the frequency of verification of the fixed assets is reasonable having regard to the size of the Company and the nature of its assets.
(c) According to the information and explanations given to us and on the basis of our examination of the records of the company, the title deeds of immovable property are held in the name of the company.
- (ii) The Company does not have any inventory. Accordingly, the provisions of clause 3(ii) of the Order are not applicable to the company.
- (iii) The Company has not granted any loan, secured or unsecured to companies, firms, Limited Liability Partnerships or other parties covered in the register maintained under Section 189 of the Act. Accordingly, the provisions of clauses 3(iii)(a) to 3(iii)(c) of the Order are not applicable.
- (iv) In our opinion and according to the information and explanations given to us, the company has complied with the provisions of section 185 and 186 of the Act, with respect to the loans and investments made.
- (v) The Company has not accepted any deposits within the meaning of Sections 73 to 76 of the Act and the Companies (Acceptance of Deposits) Rules, 2014 (as amended). Accordingly, the provisions of clause 3(v) of the Order are not applicable.
- (vi) To the best of our knowledge and belief, the Central Government has not specified maintenance of cost records under sub-section (1) of Section 148 of the Act, in respect of Company's products/ services. Accordingly, the provisions of clause 3(vi) of the Order are not applicable.
- (vii)(a) The Company is not regular in depositing undisputed statutory dues including provident fund, employees' state insurance, income-tax, sales-tax, service tax, duty of customs, duty of excise, value added tax, cess and other material statutory dues, as applicable, with the appropriate authorities. Undisputed amounts payable in respect thereof which were outstanding at the year-end for a period of more than six months from the date they become payable are as follows:

Nature of the Statute	Nature of Dues	Amount (Rs)	Period for which the amount relates
Labour Welfare Fund – Haryana	EWf	690.00	October 2015 to March 2020





M P GUPTA & ASSOCIATES

CHARTERED ACCOUNTANTS

B-3/59, 3RD FLOOR, SECTOR 6, ROHINI, NEW DELHI – 110085
Mobile No : 9717276191 Email –ID : mpg_ca2006@yahoo.co.in

- (b) According to the information and explanation given to us there are no dues in respect of income-tax, sales-tax, wealth tax, service tax, duty of customs, duty of excise, value added tax and cess that have not been deposited with the appropriate authorities on account of any dispute.
- (viii) According to the information and explanations given to us and on the basis of our examination of the records of the Company, the Company has defaulted in repayment of dues to financial institution and banks as detailed below:

a) Detail of default in repayment of dues to banks:

Due Date	Amount of Default (Rs.)	Default in days	Description	Nature	Lender
26.12.2017	16577635	460	Principal	Banks	YES Bank
26.01.2018	16577635	429	Principal	Banks	YES Bank
26.02.2018	16577635	398	Principal	Banks	YES Bank
26.03.2018	180648529	370	Principal	Banks	YES Bank
From November 2016 to March 2018	38155019		Interest	Banks	YES Bank

The company did not make any provision for interest on term loan from Yes bank (declared as NPA) since FY 2018-19, hence the interest payable is calculated upto March 2018.

- (ix) The Company did not raise any money by way of initial public offer or further public offer (including debt instruments) and term loans during the year. Accordingly, the provisions of clause 3(ix) of the Order are not applicable.
- (x) According to the information and explanations given to us, no material fraud by the Company or on the Company by its officers or employees has been noticed or reported during the course of our audit
- (xi) According to the information and explanations given to us and based on our examination of the records of the Company, the Company has paid/provided for managerial remuneration in accordance with the requisite approvals mandated by the provisions of section 197 read with Schedule V to the Act.
- (xii) In our opinion and according to the information and explanations given to us, the company is not a Nidhi company. Accordingly, paragraph 3(xii) of the order is not applicable.
- (xiii) According to the information and explanations given to us and based on our examination of the records of the Company, transactions with the related parties are in compliance with sections 177 and 188 of the Act where applicable and details of such transactions have been disclosed in the Ind AS financial statements as required by the applicable accounting standards.
- (xiv) According to the information and explanations given to us and based on our examination of the records of the Company, the Company has not made any preferential allotment or private placement of shares or fully or partly convertible debentures during the year.





M P GUPTA & ASSOCIATES

CHARTERED ACCOUNTANTS

B-3/59, 3RD FLOOR, SECTOR 6, ROHINI, NEW DELHI – 110085
Mobile No : 9717276191 Email –ID : mpg_ca2006@yahoo.co.in

- (xv) According to the information and explanations given to us and based on our examination of the records of the Company, the Company has not entered into non-cash transactions with directors or persons connected with him. Accordingly, paragraph 3(xv) of the Order is not applicable.
- (xvi) The Company is not required to be registered under section 45-IA of the Reserve Bank of India Act 1934.

For M P Gupta & Associates
Chartered Accountants
Regn. No. 027523N



Date : 18.06.2021
Place: Gurugram
UDIN : 21509623AAAAEX3660



M P GUPTA & ASSOCIATES

CHARTERED ACCOUNTANTS

B-3/59, 3RD FLOOR, SECTOR 6, ROHINI, NEW DELHI – 110085
Mobile No : 9717276191 Email –ID : mpg_ca2006@yahoo.co.in

Annexure - II to the Auditors' Report

(Referred to in paragraph 1(f) under 'Report on Other Legal and Regulatory Requirements' section of our report to the members of the company of even date)

Report on the Internal Financial Controls under Clause (i) of Sub-section 3 of Section 143 of the Companies Act, 2013 ("the Act")

We have audited the internal financial controls over financial reporting of Mansi Bijlee & Rice Mills Limited ("the Company") as of 31 March 2021 in conjunction with our audit of the Ind AS financial statements of the Company for the year ended on that date.

Management's Responsibility for Internal Financial Controls

The Company's management is responsible for establishing and maintaining internal financial controls based on the internal control over financial reporting criteria established by the Company considering the essential components of internal control stated in the Guidance Note on Audit of Internal Financial Controls over Financial Reporting issued by the Institute of Chartered Accountants of India ('ICAI'). These responsibilities include the design, implementation and maintenance of adequate internal financial controls that were operating effectively for ensuring the orderly and efficient conduct of its business, including adherence to company's policies, the safeguarding of its assets, the prevention and detection of frauds and errors, the accuracy and completeness of the accounting records, and the timely preparation of reliable financial information, as required under the Companies Act, 2013.

Auditors' Responsibility

Our responsibility is to express an opinion on the Company's internal financial controls over financial reporting based on our audit. We conducted our audit in accordance with the Guidance Note on Audit of Internal Financial Controls over Financial Reporting (the "Guidance Note") and the Standards on Auditing, issued by ICAI and deemed to be prescribed under section 143(10) of the Companies Act, 2013, to the extent applicable to an audit of internal financial controls, both applicable to an audit of Internal Financial Controls and, both issued by the Institute of Chartered Accountants of India. Those Standards and the Guidance Note require that we comply with ethical requirements and plan and perform the audit to obtain reasonable assurance about whether adequate internal financial controls over financial reporting was established and maintained and if such controls operated effectively in all material respects.

Our audit involves performing procedures to obtain audit evidence about the adequacy of the internal financial controls system over financial reporting and their operating effectiveness. Our audit of internal financial controls over financial reporting included obtaining an understanding of internal financial controls over financial reporting, assessing the risk that a material weakness exists, and testing and evaluating the design and operating effectiveness of internal control based on the assessed risk. The procedures selected depend on the auditor's judgment, including the assessment of the risks of material misstatement of the Ind AS financial statements, whether due to fraud or error.

We believe that the audit evidence we have obtained is sufficient and appropriate to provide a basis for our audit opinion on the Company's internal financial controls system over financial reporting.





M P GUPTA & ASSOCIATES

CHARTERED ACCOUNTANTS

B-3/59, 3RD FLOOR, SECTOR 6, ROHINI, NEW DELHI – 110085
Mobile No : 9717276191 Email –ID : mpg_ca2006@yahoo.co.in

Meaning of Internal Financial Controls over Financial Reporting

A company's internal financial control over financial reporting is a process designed to provide reasonable assurance regarding the reliability of financial reporting and the preparation of financial statements for external purposes in accordance with generally accepted accounting principles. A company's internal financial control over financial reporting includes those policies and procedures that (1) pertain to the maintenance of records that, in reasonable detail, accurately and fairly reflect the transactions and dispositions of the assets of the company; (2) provide reasonable assurance that transactions are recorded as necessary to permit preparation of financial statements in accordance with generally accepted accounting principles, and that receipts and expenditures of the company are being made only in accordance with authorisations of management and directors of the company; and (3) provide reasonable assurance regarding prevention or timely detection of unauthorised acquisition, use, or disposition of the company's assets that could have a material effect on the financial statements

Inherent Limitations of Internal Financial Controls over Financial Reporting


Because of the inherent limitations of internal financial controls over financial reporting, including the possibility of collusion or improper management override of controls, material misstatements due to error or fraud may occur and not be detected. Also, projections of any evaluation of the internal financial controls over financial reporting to future periods are subject to the risk that the internal financial control over financial reporting may become inadequate because of changes in conditions, or that the degree of compliance with the policies or procedures may deteriorate.

Opinion

In our opinion, the Company has, in all material respects, an adequate internal financial controls system over financial reporting and such internal financial controls over financial reporting were operating effectively as at 31 March 2021, based on the internal control over financial reporting criteria established by the Company considering the essential components of internal control stated in the Guidance Note on Audit of Internal Financial Controls Over Financial Reporting issued by the Institute of Chartered Accountants of India.

Date : 18.06.2021
Place: Gurugram
UDIN : 21509623AAAAEX3660

For M P Gupta & Associates
Chartered Accountants
Regn. No. 027523N



MANSI BIJLEE & RICE MILLS LIMITED

Balance sheet as at March 31, 2021

(Unless otherwise stated, all amounts are in INR Lacs)

	Note	As at March 31, 2021	As at March 31, 2020
Assets			
Non-current assets			
Property, plant and equipment	3	0.04	0.04
Capital work-in-progress	3	587.00	587.00
Financial assets			
Investments	4	3,502.94	3,441.52
Deferred tax assets(net)	5	0.12	-
		<u>4,090.09</u>	<u>4,028.56</u>
Current assets			
Financial assets:			
Cash and cash equivalents	6	0.27	0.01
Loan	7	26.66	114.27
Other financial assets	8	2.30	2.30
Other current assets	9	0.36	0.25
		<u>29.59</u>	<u>116.83</u>
		<u>4,119.69</u>	<u>4,145.39</u>
Equity and liabilities			
Equity			
Equity share capital	10	5.00	5.00
Other equity	11	943.59	922.61
		<u>948.59</u>	<u>927.61</u>
Liabilities			
Non-current liabilities			
Financial liabilities			
Borrowings	12	355.87	311.49
		<u>355.87</u>	<u>311.49</u>
Current liabilities			
Financial liabilities			
Borrowings	13	2,806.94	2,886.07
Trade payables	14		
Total outstanding dues of micro and small enterprises		0.70	0.23
Total outstanding dues of creditors other than micro and small enterprises		1.98	4.10
Other financial liabilities	15	3.14	12.85
Other current liabilities	16	0.01	0.02
Provisions	17	0.76	0.76
Current tax liabilities	18	1.70	2.26
		<u>2,815.22</u>	<u>2,906.29</u>
		<u>4,119.69</u>	<u>4,145.39</u>

The accompanying notes form an integral part of the financial statements

This is the balance sheet referred to in our report of even date

For M P Gupta & Associates

Chartered Accountants

Regn. No. 025523N

M. No. 509623
FRN 027523N
Mata Parsad
Partner
M No. 509623

For and on behalf of the Board of Directors

Manoj Tiwari
Director
(DIN : 03597274)

Devi Singh
Director
(DIN : 08541917)

B. Kumar

Brajesh Kumar
(Chief financial officer)

Place : Gurugram

Dated : 18.06.2021

MANSI BIJLEE & RICE MILLS LIMITED

Statement of profit and loss for the year ended March 31, 2021

(Unless otherwise stated, all amounts are in INR Lacs)

Particulars	Note	For the year ended March 31, 2021	For the year ended March 31, 2020
Revenue			
Revenue from operations		-	-
Other income	19	69.91	65.77
Total income		69.91	65.77
Expenses			
Employee benefit expenses	20	3.36	1.30
Finance costs	21	45.39	40.16
Depreciation and amortisation expense	22	0.00	0.00
Other expenses	23	0.29	0.27
Total expenses		49.05	41.73
Profit / (loss) before tax		20.86	24.04
Tax expense			
Current tax		-	-
Deferred tax		(0.12)	21.22
		(0.12)	21.22
Profit/(loss) for the period		20.98	2.82
Other comprehensive income			
i) Items that will not be reclassified to profit and loss		-	-
Income tax relating to items that will not be reclassified to profit or loss		-	-
ii) Items that will be reclassified to profit or loss		-	-
Income tax relating to items that will be reclassified to profit or loss		-	-
Total comprehensive income for the period		20.98	2.82
Profit/(loss) per equity share:	25		
Basic (in INR)		41.96	5.64
Diluted (in INR)		41.96	5.64

The accompanying notes forms an integral part of the financial statements
This is the statement of profit and loss referred to in our report of even date

For M P Gupta & Associates

Chartered Accountants


Regn No. 023523N



M. No. 509623
Manoj Tiwari
Partner
M. No. 509623


Place : Gurugram

Dated : 18.06.2021

For and on behalf of the Board of Directors


Manoj Tiwari
Director
(DIN : 03597274)

Devi Singh
Director
(DIN : 08541917)


Brajesh Kumar
(Chief financial officer)

MANSI BIJLEE & RICE MILLS LIMITED

Statement of cash flows for the year ended March 31, 2021

(Unless otherwise stated, all amounts are in INR Lacs)

A Cash flow from / (used in) operating activities

Profit/(loss) for the year before tax

Adjustment for

Depreciation

Interest expense

Interest Income

Operating profit / (loss) before working capital changes

Changes in working capital:

Adjustments for (increase) / decrease in operating assets:

Other financial assets

Trade payables

Other financial liabilities

Other current assets

Other current liabilities

Provisions

Loans

Cash generated from / (used in) operations

Current taxes paid (net of refunds)

Net cash generated from / (used in) operating activities

B Cash flow from / (used in) investing activities

Purchase of investment in subsidiaries

Interest received

Net cash generated from / (used in) investing activities

C Cash flow from / (used in) financing activities

Proceeds from short term borrowings (net)

Proceeds from long term borrowings (net)

Dividend paid

Interest paid

Net cash generated from / (used in) financing activities

Net increase in cash and cash equivalents (A+B+C)

Cash and cash equivalents at the beginning of the year

Cash and cash equivalents at the end of the year

Components of cash and cash equivalents

Cash on hand

Balances with banks in current accounts

	For the year ended March 31, 2021	For the year ended March 31, 2020
Profit/(loss) for the year before tax	20.86	24.04
Adjustment for		
Depreciation	0.00	0.00
Interest expense	45.39	40.16
Interest Income	(69.91)	(65.77)
Operating profit / (loss) before working capital changes	(3.65)	(1.57)
Changes in working capital:		
Adjustments for (increase) / decrease in operating assets:		
Other financial assets	-	0.03
Trade payables	(1.65)	2.84
Other financial liabilities	-	-
Other current assets	(0.11)	(0.25)
Other current liabilities	(0.02)	(0.00)
Provisions	-	-
Loans	75.98	-
Cash generated from / (used in) operations	70.56	1.05
Current taxes paid (net of refunds)	(0.56)	(4.04)
Net cash generated from / (used in) operating activities	70.00	(2.99)
B Cash flow from / (used in) investing activities		
Purchase of investment in subsidiaries	-	-
Interest received	20.11	1.16
Net cash generated from / (used in) investing activities	20.11	1.16
C Cash flow from / (used in) financing activities		
Proceeds from short term borrowings (net)	(79.13)	(1.45)
Proceeds from long term borrowings (net)	-	-
Dividend paid	-	(0.01)
Interest paid	(10.73)	(0.41)
Net cash generated from / (used in) financing activities	(89.86)	(1.87)
Net increase in cash and cash equivalents (A+B+C)	0.25	(3.69)
Cash and cash equivalents at the beginning of the year	0.01	3.70
Cash and cash equivalents at the end of the year	0.26	0.01
Components of cash and cash equivalents		
Cash on hand	0.01	0.01
Balances with banks in current accounts	0.26	-
	0.27	0.01

The accompanying notes form an integral part of the financial statements

This is the statement of cash flows referred to in our report of even date

For M P Gupta & Associates

Chartered Accountants

Regn No. 377523N

M. No. 509523
M. No. 1027523N
M. No. 509623

Manoj Tiwari

Partner

M. No. 509623

Place : Gurugram

Dated : 18.06.2021

For and on behalf of the Board of Directors

Manoj Tiwari
Director
(DIN : 03597274)

Devi Singh
Director
(DIN : 08541917)

BKumar

Brajesh Kumar
(Chief financial officer)

MANSI BIJLEE & RICE MILLS LIMITED

Statement of Changes in equity for the year ended March 31, 2021

(Unless otherwise stated, all amounts are in INR Lacs)

	Notes	Number of shares	Amount
A Equity share capital			
Issued, subscribed and fully paid up			
Equity shares of INR 10 each			
Balance as at April 1, 2020	9	50,000	5.00
Changes in equity share capital		-	-
Balance as at March 31, 2021		50,000	5.00

B Other equity

	Notes	Equity component of preference shares	Retained earning	Total
As at April 1, 2020	10	1,335.90	(413.29)	922.61
Add: Profit/(loss) for the year		-	20.98	20.98
As at March 31, 2021		1,335.90	(392.31)	943.59

This is the statement of change in equity referred to in our report of even date

For M P Gupta & Associates

Chartered Accountants

Regn No. 927523N




M. No. 509623
Gurgaon

Mata Parsad

Partner

M No. 509623

For and on behalf of the Board of Directors


Manoj Tiwari **Devi Singh**
Director Director
(DIN : 03597274) (DIN : 08541917)



Brajesh Kumar
(Chief financial officer)

Place : Gurugram

Dated : 18.06.2021

MANSI BIJLEE & RICE MILLS LIMITED

Summary of significant accounting policies of the financial statements for the year ended March 31, 2021

Note 1 : Nature of operations

Mansi Bijlee & Rice Mills Limited is wholly owned subsidiary of A2Z Infra Engineering Limited. It was incorporated at National Capital Territory of Delhi & Haryana on June 10, 2010 to carry on the business of generating power through biomass, waste material, etc.

The Company's main business primarily include constructing, establishing, commissioning, setting up, operating and maintaining electric power / energy generating stations based on conventional / non conventional resources on build, own and transfer (BOT) and / or build, own, lease and transfer (BOLT) and / or build, own, operate and transfer (BOOT) basis.

Note 2: Recent accounting pronouncement

Note 2.1: New Indian Accounting Standard (Ind AS) issued

Amendment to Ind AS 103, Business Combinations

The amendment to Ind AS 103 Business Combinations clarifies that to be considered a business, an integrated set of activities and assets must include, at a minimum, an input and a substantive process that, together, significantly contribute to the ability to create output. Furthermore, it clarifies that a business can exist without including all of the inputs and processes needed to create outputs.

These amendments are applicable to business combinations for which the acquisition date is on or after the beginning of the first annual reporting period beginning on or after the 1 April 2020 and to asset acquisitions that occur on or after the beginning of that period. This amendment had no impact on the financial statements of the company.

Amendment to Ind AS 116, Leases

The amendments provide relief to lessees from applying Ind AS 116 guidance on lease modification accounting for rent concessions arising as a direct consequence of the Covid-19 pandemic. As a practical expedient, a lessee may elect not to assess whether a Covid-19 related rent concession from a lessor is a lease modification. A lessee that makes this election accounts for any change in lease payments resulting from the Covid-19 related rent concession the same way it would account for the change under Ind AS 116, if the change were not a lease modification.

The amendments are applicable for annual reporting periods beginning on or after the 1 April 2020. In case, a lessee has not yet approved the financial statements for issue before the issuance of this amendment, then the same may be applied for annual reporting periods beginning on or after the 1 April 2019. This amendment had no impact on the financial statements of the company.

Amendments to Ind AS 1 and Ind AS 8: Definition of Material

The amendments provide a new definition of material that states, "information is material if omitting, misstating or obscuring it could reasonably be expected to influence decisions that the primary users of general purpose financial statements make on the basis of those financial statements, which provide financial information about a specific reporting entity." The amendments clarify that materiality will depend on the nature or magnitude of information, either individually or in combination with other information, in the context of the financial statements. A misstatement of information is material if it could reasonably be expected to influence decisions made by the primary users. These amendments had no impact on the financial statements of, nor is there expected to be any future impact to the company.

Amendments to Ind AS 107 and Ind AS 109: Interest Rate Benchmark Reform

The amendments to Ind AS 109 Financial Instruments: Recognition and Measurement provide a number of reliefs, which apply to all hedging relationships that are directly affected by interest rate benchmark reform. A hedging relationship is affected if the reform gives rise to uncertainty about the timing and/or amount of benchmark-based cash flows of the hedged item or the hedging instrument. These amendments have no impact on the consolidated financial statements of the Group as it does not have any interest rate hedge relationships.

The amendments to Ind AS 107 prescribe the disclosures which entities are required to make for hedging relationships to which the reliefs as per the amendments in Ind AS 109 are applied. These amendments are applicable for annual periods beginning on or after the 1 April 2020. These amendments are not expected to have a significant impact on the company's financial statements.

Note 2 : Significant accounting policies

2.1 Basis of accounting:

The financial statements of the Company have been prepared in accordance with Indian Accounting Standards (Ind AS) notified under the Companies (Indian Accounting Standards) Rules, 2015 and the Companies (Indian Accounting Standards) (Amendment) Rules, 2016.

The financial statements have been prepared on a historical cost basis, except for the certain assets and liabilities which have been measured at different basis and such basis has been disclosed in relevant accounting policy.

The financial statements are presented in INR and all values are rounded to the nearest Lacs, except when otherwise indicated.

2.2 Revenue

Revenue from contracts with customers is recognized on transfer of control of promised goods or services to a customer at an amount that reflects the consideration to which the Company is expected to be entitled to in exchange for those goods or services.

Revenue towards satisfaction of a performance obligation is measured at the amount of transaction price (net of variable consideration) allocated to that performance obligation. This variable consideration is estimated based on the expected value of outflow. Revenue (net of variable consideration) is recognized only to the extent that it is highly probable that the amount will not be subject to significant reversal when uncertainty relating to its recognition is resolved.

2.2.1 Interest income:

For all debt instruments measured either at amortised cost or at fair value through other comprehensive income [OCI], interest income is recorded using the effective interest rate [EIR]. EIR is the rate that exactly discounts the estimated future cash payments or receipts over the expected life of the financial instrument or a shorter period, where appropriate, to the gross carrying amount of the financial asset or to the amortised cost of a financial liability. When calculating the effective interest rate, the Company estimates the expected cash flows by considering all the contractual terms of the financial instrument [for example, prepayment, extension, call and similar options] but does not consider the expected credit losses.



Handwritten signature in blue ink.



MANSI BIJLEE & RICE MILLS LIMITED

Summary of significant accounting policies of the financial statements for the year ended March 31, 2021

2.2.2 Dividend:

Dividend income is recognised when the Company's right to receive the payment is established, which is generally when shareholders approve the dividend.

2.2.3 Other income:

Other income is recognised when no significant uncertainty as to its determination or realisation exists.

2.3 Borrowing costs

Borrowings are initially recognised at fair value, net of transaction costs incurred. Borrowing are subsequently measured at amortised cost. Any difference between the proceeds (net of transaction costs) and the redemption amount is recognised in the Statement of Profit and Loss over the period of the borrowings using the effective interest method.

General and specific borrowing costs that are directly attributable to the acquisition, construction or production of a qualifying assets are capitalised during the period of time that is required to complete and prepare the asset for its intended use or sale. Qualifying assets are assets that necessarily take a substantial period of time to get ready for their intended use or sale.

Other borrowing costs are expensed in the period in which they are incurred.

2.4 Other intangible assets

Intangible assets acquired separately are measured on initial recognition at cost. The cost of intangible assets acquired in a business combination is their fair value at the date of acquisition. Following initial recognition, intangible assets are carried at cost less any accumulated amortisation and accumulated impairment losses.

All finite-lived intangible assets, including capitalised internally developed software, are accounted for using the cost model whereby capitalised costs are amortised on a straight-line basis over their estimated useful lives. Residual values and useful lives are reviewed at each reporting date. In addition, they are subject to impairment testing as described in Note 2.7. The following useful lives are applied:

- Software: 3-5 years

Amortisation has been included within depreciation, amortisation and impairment of nonfinancial assets.

Subsequent expenditures on the maintenance of computer software is expensed as incurred.

When an intangible asset is disposed of, the gain or loss on disposal is determined as the difference between the proceeds and the carrying amount of the asset, and is recognised in profit or loss within other income or other expenses.

2.5 Property, plant and equipment

Property, plant and equipment (comprising fittings and furniture) are initially recognised at acquisition cost or manufacturing cost, including any costs directly attributable to bringing the assets to the location and condition necessary for them to be capable of operating in the manner intended by the Company's management

Property, plant and equipment are subsequently measured at cost less accumulated depreciation and impairment losses.

Depreciation is recognised on a straight-line basis to write down the cost less estimated residual value of Property, plant and equipment. The following useful lives are applied:

- Buildings : 3-60 years
- Plant and Equipment : 8-15 years
- Furniture and Fixtures : 8-10 years
- Vehicles : 6-10 years
- Office Equipment : 5 years
- Computers : 3-6 years

Material residual value estimates and estimates of useful life are updated as required, but at least annually.

Gains or losses arising on the disposal of Property, plant and equipment are determined as the difference between the disposal proceeds and the carrying amount of the assets and are recognised in profit or loss within other income or other expenses.

2.6 Leased assets

2.6.1 Finance leases

Management applies judgment in considering the substance of a lease agreement and whether it transfers substantially all the risks and rewards incidental to ownership of the leased asset. Key factors considered include the length of the lease term in relation to the economic life of the asset, the present value of the minimum lease payments in relation to the asset's fair value, and whether the Company obtains ownership of the asset at the end of the lease term.

For leases of land and buildings, the minimum lease payments are first allocated to each component based on the relative fair values of the respective lease interests. Each component is then evaluated separately for possible treatment as a finance lease, taking into consideration the fact that land normally has an indefinite economic life.

See Note 2.5 for the depreciation methods and useful lives for assets held under finance leases.


The interest element of lease payments is charged to profit or loss, as finance costs over the period of the lease.

2.6.2 Operating leases

All other leases are treated as operating leases. Where the Company is a lessee, payments on operating lease agreements are recognised as an expense on a straight-line basis over the lease term. Associated costs, such as maintenance and insurance, are expensed as incurred.



Mansi Smigra



2.7 Impairment testing of goodwill, other intangible assets and property, plant and equipment

For impairment assessment purposes, assets are grouped at the lowest levels for which there are largely independent cash inflows (cash-generating units). As a result, some assets are tested individually for impairment and some are tested at cash-generating unit level. Goodwill is allocated to those cash-generating units that are expected to benefit from synergies of a related business combination and represent the lowest level within the Company at which management monitors goodwill.

Cash-generating units to which goodwill has been allocated (determined by the Company's management as equivalent to its operating segments) are tested for impairment at least annually. All other individual assets or cash-generating units are tested for impairment whenever events or changes in circumstances indicate that the carrying amount may not be recoverable.

An impairment loss is recognised for the amount by which the asset's (or cash-generating unit's) carrying amount exceeds its recoverable amount, which is the higher of fair value less costs of disposal and value-in-use. To determine the value-in-use, management estimates expected future cash flows from each cash-generating unit and determines a suitable discount rate in order to calculate the present value of those cash flows. The data used for impairment testing procedures are directly linked to the Company's latest approved budget, adjusted as necessary to exclude the effects of future reorganisations and asset enhancements. Discount factors are determined individually for each cash-generating unit and reflect current market assessments of the time value of money and asset-specific risk factors.

Impairment losses for cash-generating units reduce first the carrying amount of any goodwill allocated to that cash-generating unit. Any remaining impairment loss is charged pro rata to the other assets in the cash-generating unit. With the exception of goodwill, all assets are subsequently reassessed for indications that an impairment loss previously recognised may no longer exist. An impairment loss is reversed if the asset's or cash-generating unit's recoverable amount exceeds its carrying amount.

2.8 Financial instruments

A financial instrument is any contract that gives rise to a financial asset of one entity and a financial liability or equity instrument of another entity.

2.8.1 Initial recognition and measurement of financial instruments:

All financial assets are recognised initially at fair value plus, in the case of financial assets not recorded at fair value through profit or loss, transaction costs that are attributable to the acquisition of the financial asset. The company currently have security deposits, investment in preference shares of subsidiary companies, trade receivables, loans etc.

Financial assets are derecognised when the contractual rights to the cash flows from the financial asset expire, or when the financial asset and subsequently all the risks and rewards are transferred. A financial liability is derecognised when it is extinguished, discharged, cancelled or expires.

2.8.2 Classification and subsequent measurement of financial assets:

Financial assets are classified as subsequently measured at amortised cost, fair value through other comprehensive income (FVOCI) or fair value through profit or loss (FVTPL).

A financial asset is measured at amortised cost if it meets both of the following conditions and is not designated as at FVTPL :

- a) the asset is held within a business model whose objective is to hold assets to collect contractual cash flows; and
- b) the contractual terms of the financial asset give rise on specified dates to cash flows that are solely payments of principal and interest on the principal amount outstanding.

A financial asset is measured at fair value through other comprehensive income if both of the following conditions are met and it is not designated as at FVTPL:

- a) the financial asset is held within a business model whose objective is achieved by both collecting contractual cash flows and selling financial assets and
- b) the contractual terms of the financial asset give rise on specified dates to cash flows that are solely payments of principal and interest on the principal amount outstanding.

All other financial assets are classified as measured at FVTPL. The Bank may designate a financial asset that otherwise meets the requirements to be measured at amortised cost or at FVOCI as at FVTPL if doing so eliminates or significantly reduces an accounting mismatch that would otherwise arise. The Bank has not applied fair value designation option for any financial assets.

2.8.3 Impairment of financial assets:

In accordance with Ind AS 109, the Company applies expected credit loss [ECL] model for measurement and recognition of impairment loss on the following financial assets and credit risk exposure:

- a. Financial assets that are debt instruments, and are measured at amortised cost e.g. security deposits
- b. Financial assets that are available for sale.
- c. Trade receivables or any contractual right to receive cash or another financial asset

The Company follows 'simplified approach' for recognition of impairment loss allowance on Point c provided above.

The application of simplified approach require the company to recognise the impairment loss allowance based on lifetime ECLs at each reporting date, right from its initial recognition. For recognition of impairment loss on other financial assets and risk exposure, the Company determines that whether there has been a significant increase in the credit risk since initial recognition. If credit risk has not increased significantly, 12-month ECL is used to provide for impairment loss. However, if credit risk has increased significantly, lifetime ECL is used. If, in a subsequent period, credit quality of the instrument improves such that there is no longer a significant increase in credit risk since initial recognition, then the Lifetime ECL are the expected credit losses resulting from all possible default events over the expected life of a financial instrument.

The 12-month ECL is a portion of the lifetime ECL which results from default events that are possible within 12 months after the reporting date.

ECL is the difference between all contractual cash flows that are due to the Company in accordance with the contract and all the cash flows that the entity expects to receive [i.e., all cash shortfalls], discounted at the original EIR. ECL impairment loss allowance [or reversal] recognized during the period is recognized as income/ expense in the Statement of Profit and Loss under the head 'other expenses'. The balance sheet presentation for various financial instruments is described below :

Financial assets measured as at amortised cost, contractual revenue receivables and lease receivables: ECL is presented as an allowance reducing the net carrying amount. Until the asset meets write-off criteria, the Company does not reduce impairment allowance from the gross carrying amount.

For assessing increase in credit risk and impairment loss, the Company combines financial instruments on the basis of shared credit risk characteristics.



Handwritten signature in blue ink.



2.8.4 Classification and subsequent measurement of financial liabilities:

The measurement of financial liabilities depends on their classification, as described below:

Financial liabilities at fair value through profit or loss:

Financial liabilities at fair value through profit or loss include financial liabilities held for trading and financial liabilities designated upon initial recognition as at fair value through profit or loss. This category also includes derivative financial instruments entered into by the Company that are not designated as hedging instruments in hedge relationships as defined by Ind AS 109. Separated embedded derivatives are also classified as held for trading unless they are designated as effective hedging instruments. Gains or losses on liabilities held for trading are recognised in the profit or loss. Financial liabilities designated upon initial recognition at fair value through profit or loss are designated as such at the initial date of recognition, and only if the criteria in Ind AS 109 are satisfied for liabilities designated as FVTPL, fair value gains/ losses attributable to changes in own credit risk are recognized in OCI. These gains/ loss are not subsequently transferred to the Statement of Profit and Loss. However, the Company may transfer the cumulative gain or loss within equity. All other changes in fair value of such liability are recognised in the statement of profit or loss. The Company has not designated any financial liability as at fair value through Statement of Profit and Loss.

Loans and borrowings:

After initial recognition, interest-bearing loans and borrowings are subsequently measured at amortised cost using the EIR method. Gains and losses are recognised in profit or loss when the liabilities are derecognised as well as through the EIR amortisation process.

Amortised cost is calculated by taking into account any discount or premium on acquisition and fees or costs that are an integral part of the EIR. The EIR amortisation is included as finance costs in the Statement of Profit and Loss.

2.8.5 Reclassification of financial instruments:

The Company determines classification of financial assets and liabilities on initial recognition. After initial recognition, no reclassification is made for financial assets which are equity instruments and financial liabilities. For financial assets which are debt instruments, a reclassification is made only if there is a change in the business model for managing those assets. Changes to the business model are expected to be infrequent. The Company's senior management determines change in the business model as a result of external or internal changes which are significant to the Company's operations. Such changes are evident to external parties. A change in the business model occurs when the Company either begins or ceases to perform an activity that is significant to its operations. If the Company reclassifies financial assets, it applies the reclassification prospectively from the reclassification date which is the first day of the immediately next reporting period following the change in business model. The Company does not restate any previously recognised gains, losses [including impairment gains or losses] or interest. The Company did not reclassify any financial assets in the current period.

2.8.6 Offsetting of financial instruments:

Financial assets and financial liabilities are offset and the net amount is reported in the balance sheet if there is a currently enforceable legal right to offset the recognised amounts and there is an intention to settle on a net basis, to realise the assets and settle the liabilities simultaneously.

2.9 Inventories

Inventories are valued at the lower of cost and net realisable value.

Costs incurred in bringing each product to its present location and condition are accounted for as follows:

- Raw Materials, Packing Material and Stores & Spare Parts: Cost includes cost of purchase and other costs incurred in bringing the inventories to their present location and condition. Cost is determined on first-in-first-out basis.
- Finished Goods and Work-in-Progress: Cost includes cost of direct materials, labour and a proportion of manufacturing overheads based on the normal operating capacity, but excluding borrowing costs. Cost is determined on first-in-first-out basis.
- Stock-in-Trade: Cost includes cost of purchase and other costs incurred in bringing the inventories to their present location and condition. Cost is determined on first-in-first-out basis.

Net realisable value is the estimated selling price in the ordinary course of business, less estimated costs of completion and the estimated costs necessary to make the sale.

2.10 Income taxes

Tax expense recognised in profit or loss comprises the sum of deferred tax and current tax not recognised in other comprehensive income or directly in equity.

Calculation of current tax is based on tax rates and tax laws that have been enacted or substantively enacted by the end of the reporting period. Deferred income taxes are calculated using the liability method.

Deferred tax assets are recognised to the extent that it is probable that the underlying tax loss or deductible temporary difference will be utilised against future taxable income. This is assessed based on the Company's forecast of future operating results, adjusted for significant non-taxable income and expenses and specific limits on the use of any unused tax loss or credit.

2.11 Cash and cash equivalents

Cash and cash equivalents comprise cash on hand and demand deposits, together with other short-term, highly liquid investments maturing within 90 days from the date of acquisition that are readily convertible into known amounts of cash and which are subject to an insignificant risk of changes in value.

2.12 Equity, reserves and dividend payments

Share capital represents the nominal (par) value of shares that have been issued.

Share premium includes any premiums received on issue of share capital. Any transaction costs associated with the issuing of shares are deducted from share premium, net of any related income tax benefits.

Other components of equity include the following:

- Remeasurement of net defined benefit liability - Comprises the actuarial losses from changes in demographic and financial assumptions and the return on plan assets (see Note 2.13)
- Retained earnings includes all current and prior period retained profits and share-based employee remuneration (see Note 9). All transactions with owners of the parent are recorded separately within equity. Dividend distributions payable to equity shareholders are included in other liabilities when the dividends have been approved in a general meeting prior to the reporting date.



Amir Singh



B

2.13 Post-employment benefits and short-term employee benefits

Post-employment benefit plans

The Company provides post-employment benefits through various defined contribution and defined benefit plans.

Defined contribution plans :

Retirement benefits in the form of provident fund and employee state insurance are defined contribution schemes and the contributions are charged to the Statement of Profit and Loss of the year when the contributions to the respective funds are due.

Defined benefit plans :

Gratuity liability is defined benefit obligation and is provided for on the basis of an actuarial valuation on projected unit credit method made at the end of each financial year. Every employee who has completed five years or more of service gets a gratuity on departure at 15 days salary (last drawn salary) for each completed year of service.

Re-measurements, comprising of actuarial gains and losses, the effect of the asset ceiling, excluding amounts included in net interest on the net defined benefit liability and the return on plan assets, are recognised immediately in the Balance Sheet with a corresponding debit or credit to Retained Earnings through OCI in the period in which they occur. Re-measurements are not reclassified to profit or loss in subsequent periods.

Leave liability:

The employees of the Company are entitled to leave as per the leave policy of the Company. The Company treats accumulated leave expected to be carried forward beyond twelve months, as long term employee benefit for measurement purposes. Such long term compensated absences are provided for based on actuarial valuation using the projected unit credit method at the year end. Actuarial gains/losses should be recognized in Statement of Profit and Loss.

Short-term employee benefits

Short-term employee benefits, including holiday entitlement, are current liabilities included in pension and other employee obligations, measured at the undiscounted amount that the Company expects to pay as a result of the unused entitlement.

2.14 Provisions, contingent assets and contingent liabilities

Provisions for product warranties, legal disputes, onerous contracts or other claims are recognised when the Company has a present legal or constructive obligation as a result of a past event, it is probable that an outflow of economic resources will be required from the Company and amounts can be estimated reliably. Timing or amount of the outflow may still be uncertain.

Provisions are measured at the estimated expenditure required to settle the present obligation, based on the most reliable evidence available at the reporting date, including the risks and uncertainties associated with the present obligation. Where there are a number of similar obligations, the likelihood that an outflow will be required in settlement is determined by considering the class of obligations as a whole. Provisions are discounted to their present values, where the time value of money is material.

Any reimbursement that the Company is virtually certain to collect from a third party with respect to the obligation is recognised as a separate asset. However, this asset may not exceed the amount of the related provision.

No liability is recognised if an outflow of economic resources as a result of present obligations is not probable. Such situations are disclosed as contingent liabilities unless the outflow of resources is remote.

If the effect of the time value of money is material, provisions are discounted using a current pre-tax rate which reflects the current market assessment of time value of money. Government bond rate can be used as discount rate, as it is a riskfree pre-tax rate reflecting the time value of money. For this purpose, the discount rate should also be reassessed at the end of each reporting period, including the interim reporting date, if any.

2.16 Significant management judgement in applying accounting policies and estimation uncertainty

Recognition of service and construction contract revenues :

Determining when to recognise revenues from after-sales services requires an understanding of both the nature and timing of the services provided and the customers' pattern of consumption of those services, based on historical experience and knowledge of the market. Recognising construction contract revenue also requires significant judgment in determining actual work performed and the estimated costs to complete the work.

Recognition of deferred tax assets :

The extent to which deferred tax assets can be recognised is based on an assessment of the probability that future taxable income will be available against which the deductible temporary differences and tax loss carry-forwards can be utilised. In addition, significant judgement is required in assessing the impact of any legal or economic limits or uncertainties in various tax jurisdictions.

2.17 Estimation uncertainty

Information about estimates and assumptions that have the most significant effect on recognition and measurement of assets, liabilities, income and expenses is provided below. Actual results may be substantially different.

Impairment of non-financial assets and goodwill

In assessing impairment, management estimates the recoverable amount of each asset or cash generating units based on expected future cash flows and uses an interest rate to discount them. Estimation uncertainty relates to assumptions about future operating results and the determination of a suitable discount rate.

Useful lives of depreciable assets

Management reviews its estimate of the useful lives of depreciable assets at each reporting date, based on the expected utility of the assets. Uncertainties in these estimates relate to technological obsolescence that may change the utility of certain software and IT equipment.

Inventories


Management estimates the net realisable values of inventories, taking into account the most reliable evidence available at each reporting date. The future realisation

Defined benefit obligation (DBO)

Management's estimate of the DBO is based on a number of critical underlying assumptions such as standard rates of inflation, mortality, discount rate and anticipation of future salary increases. Variation in these assumptions may significantly impact the DBO amount and the annual defined benefit expenses.

Fair value measurement

Management uses valuation techniques to determine the fair value of financial instruments (where active market quotes are not available) and non-financial assets. This involves developing estimates and assumptions consistent with how market participants would price the instrument. Management bases its assumptions on observable data as far as possible but this is not always available. In that case management uses the best information available. Estimated fair values may vary from the actual prices that would be achieved in an arm's length transaction at the reporting date.



Chairman



MANSI BIJLEE & RICE MILLS LIMITED

Summary of significant accounting policies of the financial statements for the year ended March 31, 2021

2.18 Leases

The Company has adopted Ind AS 116-Leases effective 1st April, 2019, using the modified retrospective method. The Company has applied the standard to its leases with the cumulative impact recognised on the date of initial application (1st April, 2019). Accordingly, previous period information has not been restated. The Company assesses whether a contract is or contains a lease, at inception of a contract.

The Company as lessee

A contract is, or contains, a lease if the contract conveys the right to control the use of an identified asset for a period of time in exchange for consideration. To assess whether a contract conveys the right to control the use of an identified asset, the Company assesses whether:

- (i) the contract involves the use of an identified asset
- (ii) the Company has substantially all of the economic benefits from use of the asset through the period of the lease and
- (iii) the Company has the right to direct the use of the asset.

At the date of commencement of the lease, the Company recognises a right-of-use asset ("ROU") and a corresponding lease liability for all lease arrangements in which it is a lessee, except for leases with a term of twelve months or less (short term leases) and leases of low value assets. For these short term and leases of low value assets, the Company recognises the lease payments as an operating expense over the term of the lease.

The right-of-use assets are initially recognised at cost, which comprises the initial amount of the lease liability adjusted for any lease payments made at or prior to the commencement date of the lease. They are subsequently measured at cost less accumulated depreciation and impairment losses, if any. Right-of-use assets are depreciated from the commencement date on a straight-line basis over the shorter of the lease term and useful life of the underlying asset.

The lease liability is initially measured at the present value of the future lease payments. The lease payments are discounted using the interest rate implicit in the lease or, if not readily determinable, using the incremental borrowing rates. The lease liability is subsequently remeasured by increasing the carrying amount to reflect interest on the lease liability, reducing the carrying amount to reflect the lease payments made. A lease liability is remeasured upon the occurrence of certain events such as a change in the lease term or a change in an index or rate used to determine lease payments. The remeasurement normally also adjusts the leased assets.

The Company as lessor

i) Operating lease

Rental income from operating leases is recognised in the Statement of Profit and Loss on a straight line basis over the term of the relevant lease unless another systematic basis is more representative of the time pattern in which economic benefits from the leased asset is diminished. Initial direct costs incurred in negotiating and arranging an operating lease are added to the carrying amount of the leased asset and recognised on a straight line basis over the lease term.

ii) Finance lease

When assets are leased out under a finance lease, the present value of the minimum lease payments is recognised as a receivable. The difference between the gross receivable and the present value of the receivable is recognised as unearned finance income. Lease income is recognised over the term of the lease using the net investment method before tax, which reflects a constant periodic rate of return.



David Smith



BS

MANSI BIJLEE & RICE MILLS LIMITED

Notes forming part of the financial statements for the year ended March 31, 2021
(Unless otherwise stated, all amounts are in INR Lacs)

Note 3: Property, plant and equipment

	Plant & equipment	Total	Capital work in progress
Gross carrying amount:			
Balance as at April 1, 2020	0.10	0.10	587.00
Additions	-	-	-
Disposals	-	-	-
Other adjustments	-	-	-
Balance as at March 31, 2021	0.10	0.10	587.00
Accumulated depreciation:			
Balance as at April 1, 2020	0.06	0.06	-
Depreciation for the year	0.00	0.00	-
Impairment for the year	-	-	-
Disposals	-	-	-
Balance as at March 31, 2021	0.06	0.06	-
Net carrying amount:			
Balance as at March 31, 2021	0.04	0.04	587.00
Gross carrying amount:			
Balance as at April 1, 2019	0.10	0.10	587.00
Additions	-	-	-
Disposals	-	-	-
Other adjustments	-	-	-
Balance as at March 31, 2020	0.10	0.10	587.00
Accumulated depreciation:			
Balance as at April 1, 2019	0.06	0.06	-
Depreciation for the year	0.00	0.00	-
Impairment for the year	-	-	-
Disposals	-	-	-
Balance as at March 31, 2020	0.06	0.06	-
Net carrying amount:			
Balance as at March 31, 2020	0.04	0.04	587.00



B

Handwritten signature



MANSI BIJLEE & RICE MILLS LIMITED

Notes forming part of the financial statements for the year ended March 31, 2021
(Unless otherwise stated, all amounts are in INR Lacs)

	As at March 31, 2021	As at March 31, 2020
4 Investments		
Long term investments:		
Carrying amount at amortised costs:		
Trade Investments:		
- Investment in preference shares(debt portion)	528.739710	470.49
- Investment in preference shares(equity)	1,487.74	1,487.74
- Investment in debentures(debt)	25.42	22.25
- Investment in debentures(equity)	1,461.04	1,461.04
	3,502.94	3,441.52
Fair value:		
A. Details of trade investments:		
Investments in preference share - Equity portion		
- Investments in Equity Instruments [Valued at Cost] :		
- Subsidiary Companies [Unquoted] :		
- In Fully Paid up Preference Shares:		
18,00,000 (Previous year 18,00,000) Preference shares in A2Z Waste Management (Ludhiana) Limited	1,487.74	1,487.74
Investments in Zero Coupon Debenture- Equity portion		
14,75,000 (Previous year 14,75,000) Zero Coupon Debentures in A2Z Green Waste Management Limited	1,461.04	1,461.04
	2,948.78	2,948.78
Investments in preference share - Debt portion		
18,00,000 (Previous year 18,00,000) Preference Shares in A2Z Waste Management (Ludhiana) Limited	528.74	470.49
Investments in Zero Coupon Debenture- Debt Portion		
14,75,000 (Previous year 14,75,000) Zero Coupon Debentures in A2Z Green Waste Management Limited	25.42	22.25
	554.16	492.74
Total non current investments		
Aggregate amount of quoted investments	-	-
Aggregate amount of unquoted investments	3,502.94	3,441.52
Aggregate amount of impairment in view of investments	-	-
	3,502.94	3,441.52
5 Deferred tax assets (Net)		
Deferred tax effect on account of unabsorb depreciation & temporary differences	0.12	-
	0.12	-
6 Cash and cash equivalents		
Cash on hand	0.01	0.01
Balances with banks - in current accounts	0.26	-
	0.27	0.01
[*] Enmarked balances with banks:		
A. Balances with banks include:		
(i) Balance in current account	0.26	-
(ii) Balance with banks in deposit account having maturity less than three months	-	-
Total	0.26	-
7 Short-term loans		
Unsecured		
Loans to group company	26.02	102.00
Interest recoverable from group company	0.64	12.27
	26.66	114.27
8 Other financial assets		
Advances recoverable in cash and other advances		
Considered good	2.30	2.30
Considered doubtful	-	-
	2.30	2.30
Less: Provision for doubtful deposits	-	-
	2.30	2.30
9 Other current assets		
Balances with government authorities	0.36	0.25
	0.36	0.25



B-1

Amir Grewal
MANSI BIJLEE & RICE MILLS LIMITED
GURGAON

MANSI BIJLEE & RICE MILLS LIMITED

Notes forming part of the financial statements for the year ended March 31, 2021

(Unless otherwise stated, all amounts are in INR Lacs)

10 Share capital

	As at March 31, 2021		As at March 31, 2020	
	Number of shares	Amount	Number of shares	Amount
Authorised				
Equity shares of Rs 10 each	10,00,000	100.00	10,00,000	100.00
0.001% Non participative cumulative redeemable preference shares of INR 10 each*	2,50,00,000	2,500.00	2,50,00,000	2,500.00
	2,60,00,000	2,600.00	2,60,00,000	2,600.00
Issued, subscribed and fully paid up				
Equity shares of Rs 10 each	50,000	5.00	50,000	5.00
	50,000	5.00	50,000	5.00

Note 9.1: Reconciliation of the number of shares and amount outstanding at the beginning and at the end of the reporting year:

	As at March 31, 2021		As at March 31, 2020	
	Number of shares	Amount	Number of shares	Amount
Equity shares of Rs 10 each fully paid up				
Opening balance	50,000	5.00	50,000	5.00
Add: Fresh issue	-	-	-	-
Closing balance	50,000	5.00	50,000	5.00

Note 9.2: The company has only one class of equity shares having a par value of Rs 10 per share. Each shareholder is eligible for one vote per share held. The Company declares and pays dividend in Indian rupees. The dividend proposed by the board of directors is subject to the approval of the shareholders in the ensuing annual general meeting. In the event of liquidation, the equity shareholders are eligible to receive the remaining assets of the Company after distribution of all preferential amounts, in proportion to their shareholding.

Note 9.3: Shares held by A2Z Infra Engineering Limited, the holding Company

	As at March 31, 2021		As at March 31, 2020	
	Number of shares	Amount	Number of shares	Amount
Equity shares of Rs 10 each fully paid up				
Opening balance	50,000	5.00	50,000	5.00
Add: Fresh issue	-	-	-	-
Closing balance	50,000	5.00	50,000	5.00

Note 9.4: Details of shares held by each shareholder holding more than 5% shares:

	As at March 31, 2021		As at March 31, 2020	
	Number of shares held	% holding	Number of shares held	% holding
Equity shares of Rs 10 each fully paid up				
A2Z Infra Engineering Limited	50,000	100%	50,000	100%
	50,000	100%	50,000	100%



BS



MANSI BIJLEE & RICE MILLS LIMITED

Notes forming part of the financial statements for the year ended March 31, 2021
(Unless otherwise stated, all amounts are in INR Lacs)

11 Other equity

Equity component of preference shares

Opening balance

Additions during the period

Utilisation during the period

Closing balance

Retained earnings

Opening balance

Add: Transfer from statement of profit and loss

Closing balance

Total other equity

As at March 31, 2021	As at March 31, 2020
1,335.90	1,335.90
-	-
-	-
1,335.90	1,335.90
(413.29)	(416.11)
20.98	2.82
(392.31)	(413.29)
943.59	922.61

12 Borrowings

Current maturities		Non-current portion	
As at March 31, 2021	March 31, 2020	As at March 31, 2021	March 31, 2020
-	-	355.87	311.49
-	-	355.87	311.49

Carried at amortised cost:

Debt component of preference shares

13 Borrowings

Carried at amortised cost

Term loans from banks

Loan from group company (unsecured)

Balance as at	
March 31, 2021	March 31, 2020
2,685.36	2,685.36
121.58	200.71
2,806.94	2,886.07

Notes:

Term loan from bank (Yes Bank) amounting to INR 2685.36 (March 31, 2020 INR 2685.36).

Terms and conditions of Term Loans:

The Loan is repayable in 4 structured installments starting after a moratorium period of 14 Months from the date of disbursements.

The loan carries a interest rate of 1.05% ("spread") over and above 6 Months MCLR.

Security:

1. Exclusive charge on all current and movable fixed assets (both present and future) of the Borrower to remain valid during entire tenure of YBL facilities.

2. Exclusive charge over all cash flows (both present and future) of the Borrower to remain valid during entire tenure of YBL facilities.

3. Unconditional and irrevocable Personal Guarantee of Mr. Amit Mittal to remain valid during entire tenure of YBL facilities.

Loan from group company

Maturity date	Terms of repayment	Coupon rate/ interest rate	March 31, 2021	March 31, 2020
Unsecured				
On Demand	On Demand	10.75% - 14%	121.58	200.71
			121.58	200.71

13.1 The company has defaulted in repayment of principal and interest in respect of loan from bank and financial institutions as mentioned below :-

	March 31, 2021	March 31, 2020
Banks		
Principal		
> 12 months	2,500.00	2,500.00
Interest		
0-3 months	-	-
3-6 months	-	-
6-12 months	-	-
> 12 months	185.36	185.36

14 Trade payables

Other than acceptances: total outstanding dues of micro and small enterprises*

Other than acceptances: total outstanding dues of creditors other than micro and small enterprises

0.70	0.23
1.98	4.10
2.68	4.33

[*] Details of dues to micro and small enterprises as per MSMED Act, 2006 the principal amount and the interest due thereon remaining unpaid to any supplier as at the end of each accounting year

- principal amount

0.70 0.23

- interest amount

The amount of interest paid by the buyer in terms of section 16, of the Micro Small and Medium Enterprise Development Act, 2006 along with the amounts of the payment made to the supplier beyond the appointed day during each accounting year.

The amount of interest due and payable for the period of delay in making payment (which have been paid but beyond the appointed day during the year) but without adding the interest specified under Micro Small and Medium Enterprise Development Act, 2006.

The amount of interest accrued and remaining unpaid at the end of each accounting year; and

The amount of further interest remaining due and payable even in the succeeding years, until such date when the interest dues as above are actually paid to the small enterprise for the purpose of disallowance as a deductible expenditure under section 23 of the Micro Small and Medium Enterprise Development Act, 2006

All the trade payables are short term. The carrying value of trade payables are considered to be the reasonable approximation of fair value.



Amit Mittal



15 Other financial liabilities

Interest payable

3.14 12.85

3.14 12.85

16 Other liabilities

Statutory dues payable

0.01 0.02

0.01 0.02

17 Provisions

Provision for tax on proposed dividend

0.12 0.12

Provision for preference dividend

0.63 0.63

0.76 0.76

18 Current tax liabilities

Provision for tax

1.70 2.26

1.70 2.26

(This page has been intentionally left blank.)

David Singh



By



MANSI BIJLEE & RICE MILLS LIMITED

Notes forming part of the financial statements for the year ended March 31, 2021
(Unless otherwise stated, all amounts are in INR Lacs)

	For the year ended March 31, 2021	For the year ended March 31, 2020
19 Other income		
Interest income		
- on loans given to group companies	69.91	65.71
- on income tax refund	-	0.06
Miscellaneous income	-	0.00
	69.91	65.77
20 Employee benefits expense		
Salaries and bonus including director's remuneration	3.36	1.30
Staff welfare expenses	-	0.00
	3.36	1.30
21 Finance costs		
Interest expense [*]	45.39	39.84
Other borrowing costs		
- Others	0.00	0.32
	45.39	40.16
[*] The breakup of interest expense into major heads is given below		
- On bank	-	-
- On group companies	45.39	39.84
	45.39	39.84
22 Depreciation		
Depreciation & amortization expense	0.00	0.00
	0.00	0.00
23 Other expenses		
Fees and subscription / inspection charges	0.09	0.07
Payment to auditors:		
- Statutory audit fee	0.20	0.20
	0.29	0.27
24 Tax expense		
Current tax expense	-	-
Deferred tax expense	(0.12)	21.22
Tax expense	(0.12)	21.22

Reconciliation of tax expense and the accounting profit multiplied by India's tax rate:

	For the year ended March 31 2021	For the year ended March 31 2020
Profit / (loss) before tax	20.86	24.04
Corporate tax rate as per income tax act, 1961	26.00%	25.17%
Tax on accounting profit	5.42	6.05
i) Tax effect on non deductible expenses/non taxable income	(4.43)	(6.05)
ii) Tax effect on temporary timing differences on which deferred tax not created	(0.08)	-
iii) Tax effect on deferred tax reversed during the year	-	21.22
iv) Tax effect on losses of current year on which no deferred tax is created	(1.04)	-
Tax expense	(0.12)	21.22



BS

MANSI BIJLEE & RICE MILLS LIMITED

Notes forming part of the financial statements for the year ended March 31, 2021
(Unless otherwise stated, all amounts are in INR Lacs)

- a) Detail of unused tax losses for which no deferred tax is recognised in balance sheet:

	As at March 31, 2021			As at March 31, 2020		
	Base amount	Deferred tax	Expiry date (assessment year)	Base amount	Deferred tax	Expiry date (assessment year)
Tax losses						
Assessment Year 2014-15	1.41	0.37	March 31, 2023	1.41	0.37	March 31, 2023
Assessment Year 2017-18	72.81	18.93	March 31, 2026	72.81	18.93	March 31, 2026
Assessment Year 2018-19	182.28	47.39	March 31, 2027	182.28	47.39	March 31, 2027
Assessment Year 2019-20	1.61	0.42	March 31, 2028	1.61	0.42	March 31, 2028
Assessment Year 2021-22	4.00	1.04	March 31, 2030			
	262.10	68.15		258.11	67.11	

- b) Detail of unrecognised deductible temporary differences and unabsorbed depreciation for which no deferred tax asset is recognised in financial statement.

	As at March 31, 2021			As at March 31, 2020		
	Base amount	Deferred tax	Expiry date (assessment year)	Base amount	Deferred tax	Expiry date (assessment year)
Unabsorbed depreciation	0.01	0.00	Not applicable	0.01	-	Not applicable
Temporary difference on interest	0.30	0.08		-	-	
	0.31	0.08		0.01	-	

25 Earnings per share

Both the basic and diluted earnings per share have been calculated using the profit attributable to shareholders of the Company as the numerator, ie no adjustments to profit were necessary in 2021 or 2020.

The reconciliation of the weighted average number of shares for the purposes of diluted earnings per share to the weighted average number of ordinary shares used in the calculation of basic earnings per share is as follows:

Particulars	Balance as on 31 March, 2021	Balance as on 31 March, 2020
Weighted average number of shares used in basic earnings per share	50,000	50,000
Shares deemed to be issued for no consideration in respect of share-based payments	-	-
Weighted average number of shares used in diluted earnings per share	50,000	50,000

The numerators and denominators used to calculate the basic and diluted EPS are as follows:

Profit attributable to shareholders	INR	20.98	2.82
Basic and weighted average number of equity shares outstanding during the year	Numbers	50,000	50,000
Nominal value of equity share	INR	10.00	10.00
Basic & Diluted EPS (in Rs.)	INR	41.96	5.64



Mansi Bijlee
MANSI BIJLEE & RICE MILLS LIMITED
GURGAON

MANSI BIJLEE & RICE MILLS LIMITED

Notes forming part of the financial statements for the year ended March 31, 2021

Note 26 : Related party transactions

A Name of the related parties

(I) Holding company

A2Z Infra Engineering Limited

(II) Subsidiaries of A2Z Infra Engineering Limited

1. A2Z Infraserivces Limited
2. A2Z Powercom Limited
3. Chavan Rishi International Limited
4. Rishikesh Waste Management Limited (Formerly known as A2Z Powertech Limited) (Till December 18, 2020)
5. Magic Genie Services Limited
6. A2Z Maintenance & Engineering Services Limited and Satya Builders (Association of person)

(III) Subsidiaries of Greeneffect Waste Management Limited (Formerly known as A2Z Green Waste Management Limited)

1. A2Z Waste Management (Merrut) Limited
2. A2Z Waste Management (Moradabad) Limited
3. A2Z Waste Management (Varanasi) Limited
4. A2Z Waste Management (Aligarh) Limited (Till July 14, 2019)
5. A2Z Waste Management (Badaun) Limited
6. A2Z Waste Management (Balai) Limited
7. A2Z Waste Management (Fatehpur) Limited
8. A2Z Waste Management (Jaunpur) Limited
9. A2Z Waste Management (Mirzapur) Limited
10. A2Z Waste Management (Ranchi) Limited
11. A2Z Waste Management (Sambhal) Limited
12. A2Z Waste Management (Dhanbad) Private Limited
13. A2Z Waste Management (Ludhiana) Limited (Till July 14, 2019)
14. A2Z Waste Management (Jaipur) Limited
15. A2Z Waste Management (Ahmedabad) Limited
16. Earth Enviornment Management Services Private Limited
17. Shree Balaji Pottery Private Limited
18. Shree Hari Om Utensils Private Limited

(IV) Subsidiary of A2Z Waste Management (Ludhiana) Limited

1. Magic Genie Smartech Solutions Limited (w.e.f. 18.12.2017)
2. Rishikesh Waste Management Limited (Formerly A2Z Powertech Limited) (w.e.f. December 19, 2020)

(V) Subsidiary of A2Z Infraserivces Limited


1. Ecogreen Envirotech Solutions Limited
2. A2Z Infraserivces Lanka (Pvt.) Limited
3. A2Z Waste Management (Ludhiana) Limited (w.e.f. July 15, 2019)
4. A2Z Waste Management (Aligarh) Limited (w.e.f. July 15, 2019)

(VI) Associate enterprise of A2Z Infra Engineering Limited

1. A2Z Waste Management (Nainital) Private Limited (w.e.f. March 13, 2019)
2. Greeneffect Waste Management Limited (Formerly known as A2Z Green Waste Management Limited) (w.e.f. March 13, 2019)



Handwritten signature in blue ink.



MANSI BIJLEE & RICE MILLS LIMITED

Notes forming part of the financial statements for the year ended March 31, 2021

(VII) Directors and KMP of the company

1. Mr. Banshi Lal(resigned wef 30.04.2021)
2. Mr. Manoj Tiwari
3. Mr. Dharmender Chauhan
4. Mr. Kamal Kumar (Company Secretary) (resigned w.e.f. 31.03.2021)
5. Mr. Raman Kaushik(Manager)
6. Mr. Brijesh Kumar (Chief Financial Officer)(wef 05.11.2020)
7. Mr. Devi Singh (appointed wef 30.04.2021)

(VIII) Private companies in which a director or manager or his relative is a member or director

Mr. Manoj Tiwari

Mestric Consultants Private Limited

Mr. Banshi Lal(resigned wef 30.04.2021)

Vaidhyanath Pragati Projects Private Limited

(IX) Directors and KMPs of holding company

1. Mr. Amit Mittal (Managing Director)
2. Mr. Rajesh Jain (CEO & Whole Time Director)
3. Mr. Ashok Kumar Saini (Director)
4. Mrs. Dipali Mittal (Director)
5. Mr. Surender Kumar Tuteja (Director)
6. Mrs. Atima Khanna (Director)
7. Mr. Atul Kumar Agarwal (Company Secretary)
8. Mr. Rajiv Chaturvedi (Chief Financial Officer)

B-1

Amit Mittal



MANSI BIJLEE & RICE MILLS LIMITED

Notes forming part of the financial statements for the year ended March 31, 2021

(Unless otherwise stated, all amounts are in INR Lacs)

B. Related party transactions

Particulars	For the year ended March 31, 2021			For the year ended March 31, 2020		
	Holding company	Fellow subsidiary	Fellow associate	Holding company	Fellow subsidiary	Fellow associate
Transaction with related parties during the year						
Expenses incurred on behalf of Company						
- A2Z Powercom Limited	-	-	-	-	-	-
Interest income on loan given						
A2Z Infrservice Limited	-	8.49	-	-	10.97	-
Interest income (Ind AS)						
Greeneffect Waste Management Limited (Formerly Known as A2Z Green Waste Management Limited)	-	-	3.17	-	-	2.78
A2Z Waste Management (Ludhiana) Limited	-	58.25	-	-	37.54	14.43
Fund received/includes expense on the behalf of company						
- A2Z Infra Engineering Limited	-	-	-	2.73	-	-
Interest expenses on loan taken						
A2Z Powercom Limited	-	0.41	-	-	0.44	-
Greeneffect Waste Management Limited (Formerly Known as A2Z Green Waste Management Limited)	-	-	0.41	-	-	0.45
Ecogreen Envirotech Solution Ltd.	-	0.11	-	-	-	-
Interest expense (Ind AS)						
A2Z Infra Engineering Limited	44.39	-	-	38.95	-	-
Loan taken						
A2Z Infra Engineering Limited	-	-	-	2.75	-	-
Balance outstanding at the end of the period						
Short term loan given						
A2Z Infrservice Limited	-	26.02	-	-	102.00	-
Long term investment(debt portion)						
Greeneffect Waste Management Limited (Formerly Known as A2Z Green Waste Management Limited)	-	-	25.42	-	-	22.25
A2Z Waste Management (Ludhiana) Limited	-	528.74	-	-	470.49	-
Equity Component						
Greeneffect Waste Management Limited (Formerly Known as A2Z Green Waste Management Limited)	-	-	1,461.04	-	-	1,461.04
A2Z Waste Management (Ludhiana) Limited	-	1,487.74	-	-	1,487.74	-
Long term borrowings						
A2Z Infra Engineering Limited	355.87	-	-	311.49	-	-
Equity component						
A2Z Infra Engineering Limited	1,335.90	-	-	1,335.90	-	-
Short term borrowings						
A2Z Powercom Limited	-	3.17	-	-	3.17	-
A2Z Infra Engineering Limited	111.93	-	-	193.39	-	-
Greeneffect Waste Management Limited (Formerly Known as A2Z Green Waste Management Limited)	-	-	4.14	-	-	4.14
Ecogreen Envirotech Solution Ltd.	-	2.43	-	-	-	-
Other current liability (interest accrued)						
A2Z Powercom Limited	-	1.90	-	-	1.49	-
A2Z Infra Engineering Limited	-	-	-	10.65	-	-
Greeneffect Waste Management Limited (Formerly Known as A2Z Green Waste Management Limited)	-	-	1.12	-	-	0.71
Ecogreen Envirotech Solution Ltd.	-	0.11	-	-	-	-
Trade Payable						
- A2Z Infra Engineering Limited	-	-	-	2.73	-	-
Other current assets (interest accrued)						
A2Z Infrservices Limited	-	0.64	-	-	12.27	-

Note: In the opinion of the management, the transactions reported herein are on arms' length basis.

MANSI BIJLEE & RICE MILLS LIMITED

Notes forming part of the financial statements for the year ended March 31, 2021

(Unless otherwise stated, all amounts are in INR Lacs)

Note 27 : Financial risk management**(i) Fair value measurement of financial instruments**

Financial assets and financial liabilities measured at fair value in the statement of financial position are Companyed into three Levels of a fair value hierarchy. The three Levels are defined based on the observability of significant inputs to the measurement, as follows:

Level 1: Quoted prices (unadjusted) in active markets for financial instruments.

Level 2: The fair value of financial instruments that are not traded in an active market is determined using valuation techniques which maximise the use of observable market data rely as little as possible on entity specific estimates.

Level 3: If one or more of the significant inputs is not based on observable market data, the instrument is included in level 3.

(ii) Financial instruments by category

For amortised cost instruments, carrying value represents the best estimate of fair value.

Particulars	March 31, 2021			March 31, 2020		
	FVPL	FVOCI	Amortised cost	FVPL	FVOCI	Amortised cost
Financial assets						
Investments	-	-	554.16	-	-	492.74
Cash and cash equivalents	-	-	0.27	-	-	0.01
Loans	-	-	26.66	-	-	114.27
Other financial assets	-	-	2.30	-	-	2.30
Total financial assets	-	-	583.39	-	-	609.32
Financial liabilities - Non current						
Borrowings	-	-	355.87	-	-	311.49
Financial liabilities - Current						
Borrowings	-	-	2,806.94	-	-	2,886.07
Trade payables	-	-	1.98	-	-	4.10
Other financial liabilities	-	-	3.14	-	-	12.85
Total financial liabilities	-	-	3,167.93	-	-	3,214.51

(iii) Risk management

The Company's activities expose it to market risk, liquidity risk and credit risk. This note explains the sources of risk which the entity is exposed to and how

Risk	Exposure arising from	Measurement	Measurement
Credit risk	Cash and cash equivalents, trade receivables, financial assets measured at amortised cost	Ageing analysis	Bank deposits, diversification of asset base, credit limits and collateral.
Liquidity risk	Borrowings and other liabilities	Rolling cash flow forecasts	Availability of committed credit lines and borrowing facilities
Market risk - foreign exchange	Recognised financial assets and liabilities not	Cash flow forecasting	Forward contract/hedging
Market risk - interest rate	Long-term borrowings at variable rates	Sensitivity analysis	Cross currency fix rate swaps
Market risk - security price	Investments in equity securities	Sensitivity analysis	Portfolio diversification

The Company's risk management is carried out by a central treasury department (of the company) under policies approved by the board of directors. The board of directors provides written principles for overall risk management, as well as policies covering specific areas, such as foreign exchange risk, interest rate risk, credit risk and investment of excess liquidity.

A. Credit risk

Credit risk is the risk that a counterparty fails to discharge an obligation to the Company. The Credit risk arises from cash and cash equivalents, trade receivables, investments carried at amortised cost and deposits with banks and financial institutions. The Company's maximum exposure to credit risk is limited to the carrying amount of financial assets recognised at the reporting date, as summarised below:

The Company continuously monitors defaults of customers and other counterparties, identified either individually or by the Company, and incorporates this information into its credit risk controls. Where available at reasonable cost, external credit ratings and/or reports on customers and other counterparties are obtained and used. The Company's policy is to deal only with creditworthy counterparties.

The Company's receivables comprises of trade receivables. During the periods presented, the Company made no write-offs of trade receivables and it does not expect to receive future cash flows or recoveries from collection of cash flows previously written off. The Company has certain trade receivables that have not been settled by the contractual due date but are not considered to be impaired, as given below:



Handwritten signature in blue ink.



MANSI BIJLEE & RICE MILLS LIMITED

Notes forming part of the financial statements for the year ended March 31, 2021

(Unless otherwise stated, all amounts are in INR Lacs)

	INR	
	As at	
	March 31, 2021	March 31, 2020
Not more than 30 days	-	-
More than 30 days but not more than 60 days	-	-
More than 60 days but not more than 90 days	-	-
More than 90 days	-	-

In respect of trade and other receivables, the Company is not exposed to any significant credit risk exposure to any single counterparty or any Company of counterparties having similar characteristics. Trade receivables consist of a large number of customers in various industries and geographical areas. Based on historical information about customer default rates management consider the credit quality of trade receivables that are not past due or impaired to be good.

The credit risk for cash and cash equivalents, mutual funds, and derivate financial instruments is considered negligible, since the counterparties are reputable organisations with high quality external credit ratings.

B. Liquidity risk

Prudent liquidity risk management implies maintaining sufficient cash and marketable securities and the availability of funding through an adequate amount of committed credit facilities to meet obligations when due. Due to the nature of the business, the Company maintains flexibility in funding by maintaining availability under committed facilities.

Maturities of financial liabilities

The tables below analyse the Company's financial liabilities into relevant maturity groupings based on their contractual maturities for all non-derivative financial liabilities. The amounts disclosed in the table are the contractual undiscounted cash flows. Balances due within 12 months equal their carrying balances as the impact of discounting is not significant.

March 31, 2021	Less than 1 year	1-2 year	2-3 year	More than 3 years	Total
Non-derivatives					
Financial liabilities - Non current					
Borrowings	-	-	-	1,495.80	1,495.80
Financial liabilities - Current					
Borrowings	2,806.94	-	-	-	2,806.94
Trade payables	1.98	-	-	-	1.98
Other financial liabilities	3.14	-	-	-	3.14
Total	2,812.06	-	-	1,495.80	4,307.86

March 31, 2020	Less than 1 year	1-2 year	2-3 year	More than 3 years	Total
Non-derivatives					
Financial liabilities - Non current					
Borrowings	-	-	-	1,495.80	1,495.80
Financial liabilities - Current					
Borrowings	2,886.07	-	-	-	2,886.07
Trade payables	4.10	-	-	-	4.10
Other financial liabilities	12.85	-	-	-	12.85
Total	2,903.02	-	-	1,495.80	4,398.82

C. Interest rate risk

(i) Liabilities

The Company's policy is to minimise interest rate cash flow risk exposures on long-term financing. At 31 March 2021, the Company is exposed to changes in market interest rates through bank borrowings at variable interest rates. The Company's investments in Fixed Deposits all pay fixed interest rates.

Interest rate risk exposure:

Below is the overall exposure of the Company to interest rate risk:

Particulars	March 31, 2021	March 31, 2020
Variable rate borrowing	-	-
Fixed rate borrowing	3,162.81	3,197.56
Total borrowings	3,162.81	3,197.56

Sensitivity

Below is the sensitivity of profit or loss and equity changes in interest rates.

Particulars	March 31, 2021	March 31, 2020
Interest sensitivity*		
Interest rates – increase by 100 basis points (100 bps)	31.63	31.98
Interest rates – decrease by 100 basis points (100 bps)	(31.63)	(31.98)

* Holding all other variables constant



Handwritten signature



MANSI BIJLEE & RICE MILLS LIMITED

Notes forming part of the financial statements for the year ended March 31, 2021

(Unless otherwise stated, all amounts are in INR Lacs)

Note : 28 Capital management policies and procedures

For the purpose of the Company's capital management, capital includes issued equity capital, convertible preference shares, share premium and all other equity reserves attributable to the equity holders of the Company.

The Company's capital management objectives are:

- to ensure the Company's ability to continue as a going concern
- to provide an adequate return to shareholders

by pricing products and services commensurately with the level of risk.

The Company manages its capital structure and makes adjustments in light of changes in economic conditions and the requirements of the financial covenants. To maintain or adjust the capital structure, the Company may adjust the dividend payment to shareholders, return capital to shareholders or issue new shares. The Company monitors capital using a gearing ratio, which is net debt divided by total capital plus net debt. The Company's policy is to keep the gearing ratio between 20% and 40%. The Company includes within net debt, interest bearing loans and borrowings, trade and other payables, less cash and cash equivalents, excluding discontinued operations.

Particulars	March 31, 2021	March 31, 2020
Financial liabilities - Non current		
Borrowings	355.87	311.49
Financial liabilities - Current		
Borrowings	2,806.94	2,886.07
Trade payables	-	-
Other financial liabilities	3.14	12.85
Less: cash and cash equivalents	(0.27)	(0.01)
Net debt	3,165.68	3,210.40
Equity	948.59	927.61
Capital and net debt	4,114.27	4,138.01
Gearing ratio	76.94%	77.58%

In order to achieve this overall objective, the Company's capital management, amongst other things, aims to ensure that it meets financial covenants attached to the interest-bearing loans and borrowings that define capital structure requirements. Breaches in meeting the financial covenants would permit the bank to immediately call loans and borrowings. There have been no breaches in the financial covenants of any interest-bearing loans and borrowing in the current period.

29 Authorisation of financial statements

The Financial statements for the year ended 31st March 2021 (including comparatives) were approved by the board of directors on 18 June, 2021.

For M P Gupta & Associates

Chartered Accountants



Regn. No. 027523N



Mata Parsad
 Partner
 M No. 509623


Place : Gurugram

Dated : 18.06.2021

For and on behalf of the Board of Directors



Manoj Tiwari
 Director
 (DIN : 03597274)


Devi Singh
 Director
 (DIN : 08541917)


Brajesh Kumar
 (Chief financial officer)